




Trilogy Physics Paper 2 Higher Revision Checklist

Paper 2 Content			
P8 Forces in Balance	Analysis	Revised?	
Can describe the interaction between pairs of objects which produce a force on each object.			
Can describe the difference between scalars and vectors.			
Can recall the equation [weight = mass x gravitational field strength].			
Can recognise and use the symbol for proportionality.			
Students should be able to calculate the resultant of two forces that act in a straight line.			
Can describe examples of the forces acting on an isolated object or system.			
Can use free body diagrams to describe qualitatively examples where several forces lead to a resultant force on an object, including balanced forces when the resultant force is zero.			
Can resolve a single force into two component forces acting at right angles to each other. The two component forces together have the same effect as the single force.			
Can use vector diagrams to illustrate resolution of forces, equilibrium situations and determine the resultant of two forces – This includes both magnitude and direction using scale drawings only.			
P9 Motion	Analysis	Revised?	
Can recall typical values of speed for a person: walking, running and cycling.			
Can recall typical values of speed for different types of transportation systems.			
Can make measurements of distance and time and then calculate speeds of objects.			
Can recall and apply the equation: [distance = speed x time].			
Can calculate average speed for non-uniform motion.			
Can explain the vector–scalar distinction as it applies to displacement, distance, velocity and speed.			
Can explain qualitatively, with examples, that motion in a circle involves constant speed but changing velocity.			



Trilogy Physics Paper 2 Higher Revision Checklist

Can explain that if an object is accelerating, its speed at any particular time can be determined by drawing a tangent and measuring the gradient of the distance–time graph at that time.			
Can draw distance–time graphs from measurements and extract and interpret lines and slopes of distance–time graphs, translating information between graphical and numerical form.			
Can determine speed from a distance–time graph.			
Can recall and apply the equation: [Acceleration = change in velocity / time].			
Can estimate the magnitude of everyday accelerations.			
Can calculate the distance travelled by an object (or displacement of an object) from the area under a velocity–time graph.			
Can draw velocity–time graphs from measurements and interpret lines and slopes to determine acceleration.			
Can interpret enclosed areas in velocity–time graphs to determine distance travelled (or displacement).			
Can measure, when appropriate, the area under a velocity–time graph by counting squares.			
Can apply the equation: [(final velocity) ² - (Initial velocity) ² = 2 x acceleration x distance].			
P10 Forces and Motion	Analysis	Revised?	
Can recall the equation [work done = force x distance].			
Can describe the energy transfer involved when work is done.			
Can convert between Newton metres and Joules.			
Can give examples of the forces involved in stretching, bending or compressing an object.			
Can explain why, to change the shape of an object (by stretching, bending or compressing), more than one force has to be applied.			
Can describe the difference between elastic deformation and inelastic deformation caused by stretching forces.			
Can recall the equation [Force = spring constant x extension].			
Can describe the difference between a linear and non-linear relationship between force and extension.			
Can calculate a spring constant in linear cases.			


Trilogy Physics Paper 2 Higher Revision Checklist

Can interpret data from an investigation of the relationship between force and extension.			
Can calculate the work done in stretching (or compressing) a spring up to the elastic limit using the equation: $[E = \frac{1}{2} \times \text{spring constant} \times (\text{extension})^2]$.			
Can calculate relevant values of stored energy and energy transfers.			
<i>RP18: Can investigate the relationship between force and extension for a spring.</i>			
Can express a displacement in terms of both magnitude and direction.			
Can use ratios and proportional reasoning to convert units and to calculate rates.			
Can describe that acceleration due to the earth's gravity is 9.8m/s^2 .			
Can describe that once the resultant forces acting on a falling object reaches zero, the object is falling with a constant velocity called the terminal velocity.			
Can apply Newton's First Law to explain the motion of objects moving with a uniform velocity and objects where the speed and/or direction changes.			
Can describe that the tendency of objects to continue in their state of rest or of uniform motion is called inertia.			
Can recall and apply the equation: $[\text{Force} = \text{mass} \times \text{acceleration}]$.			
Can explain that inertial mass is a measure of how difficult it is to change the velocity of an object.			
Can explain that inertial mass is defined as the ratio of force over acceleration.			
Can estimate the speed, accelerations and forces involved in large accelerations for everyday road transport.			
Can recognise and be able to use the symbol that indicates an approximate value or approximate answer \approx			
<i>RP19: Can explain the effect of how varying the force on the acceleration of an object with constant mass.</i>			
Can apply Newton's Third Law to examples of equilibrium situations.			
Can explain methods used to measure human reaction times and recall typical results.			
Can interpret and evaluate measurements from simple methods to measure the different reaction times of students.			
Can evaluate the effect of various factors on thinking distance based on given data.			

Trilogy Physics Paper 2 Higher Revision Checklist

Can explain the factors which affect the distance required for road transport vehicles to come to rest in emergencies, and the implications for safety			
Can estimate how the distance required for road vehicles to stop in an emergency varies over a range of typical speeds.			
Can explain the dangers caused by large decelerations.			
Can estimate the forces involved in the deceleration of road vehicles in typical situations on a public road.			
Can recall and apply the equation: [Momentum = mass x velocity].			
Can use the concept of momentum as a model to describe and explain examples of momentum in an event, such as a collision.			
P11 Wave Properties	Analysis	Revised?	
Can describe the difference between longitudinal and transverse waves.			
Can describe evidence that, for both ripples on a water surface and sound waves in air, it is the wave and not the water or air itself that travels.			
Can describe wave motion in terms of their amplitude, wavelength, frequency and period.			
Can apply the equation: [Period = 1/frequency].			
Can recall and apply the equation: [wave speed = frequency x wavelength].			
Can identify amplitude and wavelength from given diagrams.			
Can describe a method to measure the speed of sound waves in air.			
Can describe a method to measure the speed of ripples on a water surface.			
<i>RP20: Can use a ripple tank to investigate and calculate wavelength, wave speed and frequency.</i>			
P12 Electromagnetic Waves	Analysis	Revised?	
Can describe the electromagnetic spectrum as a continuous spectrum of transverse wave radiation that travel through a vacuum at the same speed.			
Can give examples that illustrate the transfer of energy by electromagnetic waves.			
Can explain why different substances may absorb, transmit, refract or reflect electromagnetic waves in ways that vary with wavelength.			

Trilogy Physics Paper 2 Higher Revision Checklist

Can describe that some effects, for example refraction, are due to the difference in velocity of the waves in different substances.			
Can construct ray diagrams to illustrate the refraction of a wave at the boundary between two different media.			
Can use wave front diagrams to explain refraction in terms of the change of speed that happens when a wave travels from one medium to a different medium.			
<i>RP21: Can describe why the amount of IR radiation absorbed or radiated by a surface, depends on the nature of the surface.</i>			
Can describe that radio waves can be produced by oscillations in electrical circuits.			
Can describe that when radio waves are absorbed they may create an alternating current with the same frequency as the radio wave itself, so radio waves can themselves induce oscillations in an electrical circuit.			
Can draw conclusions from given data about the risks and consequences of exposure to radiation.			
Can provide an example of a practical applications for each section of the electromagnetic spectrum: radio waves microwaves infrared visible light ultraviolet X-rays and gamma rays.			
Can give brief explanations why each type of electromagnetic wave is suitable for the practical application.			
P13 Electromagnetism	Analysis	Revised?	
Can describe the attraction and repulsion between unlike and like poles for permanent magnets.			
Can describe the difference between permanent and induced magnets.			
Can describe how to plot the magnetic field pattern of a magnet using a compass.			
Can draw the magnetic field pattern of a bar magnet showing how strength and direction change from one point to another.			
Can explain how the behaviour of a magnetic compass is related to evidence that the core of the Earth must be magnetic.			
Can describe how the magnetic effect of a current can be demonstrated.			
Can draw the magnetic field pattern for a straight wire carrying a current and for a solenoid (showing the direction of the field).			

Trilogy Physics Paper 2 Higher Revision Checklist

Can explain how a solenoid arrangement can increase the magnetic effect of the current.			
Can show that Fleming's left-hand rule represents the relative orientation of the force, the current in the conductor and the magnetic field.			
Can recall the factors that affect the size of the force on the conductor.			
Can apply the equation: [Force = Magnetic flux density x current x length of wire].			
Can explain how the force on a conductor in a magnetic field causes the rotation of the coil in an electric motor.			