



Dear Parents/Carers,

Year 11 are now halfway through their mock exams. It has been pleasing to see how most of them have taken these mock exams seriously and how maturely they have handled this week. Well done Year 11 – one more week to go now. The timetable for next week is included below, along with some useful information about how to access support for exam related pressure. Information will also be shared next week about half term revision and booster sessions.

As we go into the final week of the half term, students are reminded that every lesson is important and they should be trying hard to get as many Positive Points as possible. They will also find out who the winners are of the PRIMET values awards for this half term. Awards are given for the highest positive points earned for each value with certificates and badges given out in year group assemblies. Bronze (300 positives), Silver (600) and Gold badges are also awarded half termly, and I know there are lots of students who have told me they know they've managed to get to that Bronze level already and are excited for those awards next week. I look forward to seeing them wearing their badges with pride on their blazers. Their names of the values award winners will also be added to the honour boards at the back of the hall.

We're also looking forwards to the half termly rewards events, with hundreds of students invited to each of the events afterschool on Monday, Tuesday and Wednesday. Well done to everyone who has achieved an invite by maintaining a 95% positive points ratio and 95% attendance for the half term.

Next week includes our Sports Awards evening on Wednesday evening. All students who have been invited have had letters about this and must make sure their reply slips have been returned to PE to confirm they are attending. This is the first of our Awards Evenings, and is a really important event which allows us to recognise our students' achievements. The other is our Star Awards in November, and invitations for students who have been nominated should be returned to the main office.

As we look ahead to next half term, it is Remembrance Day at the start of the first week back. Our student leaders will be selling poppies on behalf of the Royal British Legion during PD time each day during next week and in the week after half term. If your child would like to make a donation for a poppy badge or keyring they should bring a small coin donation for when the student leaders come around to form rooms. Please note that change will not be possible to arrange and that they should not have large amounts of cash on them and we would suggest no more than £1 for this donation.

Mrs Pilkington, Principal



Principal's Awards

Awarded to the students in each year group with the highest number of Positive Points and 0 Negative Points each week.

Year 7 -
Theertha
7R

Year 8 -
Asad 8M

Year 9 -
Olivia 9I

Year 10 -
Isabella
10I

Year 11 -
Marley
11R



**Artsmark
Silver Award**
Awarded by Arts
Council England



Leading Parent
Partnership Award

2022-2025

Stars of the Week

Congratulations to this week's star students:

Year 7

P - Jasmine
R - Samir
I - Musa
M - Tayaab
E - Maria
T - Samera
A - Anayah

Year 8

P - Maria
R - Isaac
I - Gabriel
M - Adam
E - Tailan
T - Amara
A - Haram

Year 9

P - Rosie
R - Ali-Akbar
I - Payton
M - Lucas
E - Tina
T - Bently
A - Simas

Year 10

P - Summer
R - Abdul
I - Estera
M - Rayyan
E - Elisha-May
T - Zoya
A - Amelia

Year 11

P - Mia
R - Lucian
I - Eesa
M - Kinza
E - Aqsa
T - Abdullah
A - Demi

Primet Positive Focus: Progressing

This week we have been focusing on our core value of always progressing. Learning and progress are at the heart of everything we do. We strive to constantly develop our knowledge and skills, ensuring that every day we move forwards.



UNCRC Articles



As part of our UNICEF Rights Respecting Schools Award, we have been looking at each of the United Nations Convention on the Rights of a Child Articles. There are 54 Articles in total. This week we have been learning about:

- Article 6: Life, survival and development: Every child has the right to life. Governments must do all they can to ensure that children survive and develop to their full potential.

Upcoming Dates

13th – 24th October – Year 11 Mock Exams

20th – 22nd – Rewards week events

22nd October – Sports Presentation Evening

24th October – final day before half term, normal finish time at 3.20pm

10th November – return from half term, normal start time at 8.45am

11th November – Remembrance Day

11th November – Year 8 SMASHED performance

19th November – Star Awards Evening at The Muni

26th November – Year 8 Nelson & Colne College workshops

26th November – Interschool Cross Country

2nd December – Flu vaccinations

11th December – Christmas Jumper Day

16th December – Year 10 Careers workshops

19th December – Whole School Assembly and final day before holidays, early finish time at 1pm

Focus on Year 7

Year 7 have really started to settle into their Primet life now and I am proud to say that they are continuously showing their best Primet SELF in school.

Everyday really matters in every year group and I am pleased to say that year 7 have had the best attendance in school every week since we started in September – I am very keen to have this continue with Year 7. Well done Year 7! Year 7 have also been amazing at receiving positive points for showing our Primet values in school. I am pleased that the majority of the year group has been invited to our reward event next week for achieving 95% or above attendance and 95% or above behaviour ratio.

As a year group we are working on being organised, students need to have a pen, pencil, ruler, knowledge organiser and a reading book each day. We would appreciate your support in ensuring your child has this each morning so that we can have a settled start to the school day

A special shout out to 7R who assisted in delivering the assembly on our value of “together” a few weeks ago, they were amazing at acting out some scenarios and really did work “together” to produce an interactive and informative assembly.



Mrs Tomlinson, Head of Year 7

Year 11 Timetable for Mocks October 2025

- EXAM VENUE – SPORTS HALL unless stated otherwise.
- All morning exams will start at 9am and afternoon exams will start at 1:20pm unless stated otherwise
- French and Spanish speaking exams will take place over the fortnight

B	Period 1 9.05 – 10.05	Period 2 10.05 – 11.05	Period 3 11.20 -12.20	Period 4 1.20 – 2.20	Period 5 2.20 – 3.20
Mon 20 Oct	Separate Physics– 1hr 45 min Combined Physics – 1hr 15min			Design 2hrs	
Tues 21 Oct	Maths Paper 3 (Calculator) 1hr 30m			Creative iMedia Component 1 session 2hrs Child development 1hr 15min	
Wed 22 Oct	Health & Fitness 1hr 30min PE 1hr 30mins			French Writing 1hr 15min Spanish Writing 1hr 10mins	
Thurs2 3 Oct	Spanish Listening and Reading 1hr 40min (H17)			Geography Paper 2 1hr 30min CLASH STUDENTS	
Fri 24 Oct	Geography Paper 1 1hr			Art - Component 1 session 2hrs French Listening and Reading 1hr 20min & 1hr 45min (School Hall & H17)	

YoungMinds Parents Helpline

Free advice for parents worried about their child's mental health.

Call 0808 802 5544 | Text YM to 85258

Visit YoungMinds website



Place2Be

Free resources for families and schools on managing exam stress.

Visit Place2Be website



Mind UK – Exam Stress for Teens

Tips and support for young people aged 11–18.

Visit Mind website



Kooth

Free, anonymous online counselling for young people.

Visit Kooth website



Healthy Young Minds (Lancashire NHS)

Advice and support for children and young people's emotional wellbeing.

Visit NHS Healthy Young Minds




Focus on Art

This half term in Art, Year 8 have been working really hard to create some fabulous artworks exploring the Day of the Dead festival and the traditional technique of relief printing. The Day of the Dead (Día de los Muertos) is a Mexican festival that is celebrated annually on the 31st October to the 2nd November. We have been looking specifically at sugar skulls which are a central symbol of Día de los Muertos (Day of the Dead). They represent the cycle of life and death, celebrating the lives of those who have passed rather than mourning their absence. Year 8 have been exploring the meanings behind the colours and symbols used to create their own symmetrical day of the dead sugar skull designs, which they have used to create their own Styrofoam stamp to use with relief printing techniques.

Relief printing is a printmaking technique that allows a design to be repeated multiple times, by first producing a design on a surface, known as a printing plate or stamp. Ink is then rolled or painted on to the stamp and printed onto paper or fabric. Relief printing is the oldest form of printmaking, originating in China around 255BC. Year 8 students have traced and drawn their symmetrical sugar skull designs into Styrofoam to create their own stamp for printing. They have carefully considered the colours they have used when creating exciting, collaged backgrounds to elevate their magnificent sugar skull prints.

Miss Richardson, Head of Art




Oracle Updates

Design a Bookmark Competition 2025

CONGRATULATIONS TO EMILY (Y11) and NATTAPON (Y8)

Joint Winners of our Oracle Bookmark Competition

Comic Books and action themes were big inspirations this year. Emily and Nattapon won free books, lots of Primet positives, and best of all, their fantastic designs are now available for students to use. Well done also to our runner up - Asad (Year 8).



Published author



Congratulations to Aylan in Year 9 who has had another of his creative writing submissions included in a Young Writers' nationally published book. His poem "The Impossible Can be Possible" was recently featured in the Young Writers "Empowered: Words at Liberty" book. His previous published works include a story for "Glitch Thrilling Tales", and "Grim Tales Anthology".

Aylan says, "I really enjoy writing short stories because I love getting published in books and getting my stories read by different people, and having my book on my local library shelves. I feel proud of myself when I get published, and make my parents and myself happy and proud. In future I want to be a doctor but also want to write some books in my free time."



Personal Development

This week in Personal Development students have been looking at:

Year 7	Year 8	Year 9	Year 10	Year 11
The Learning Model	Revision and the Learning Brain	Exploring Careers	Tips for Work Experience / Sleep deprivation	Personalised mock revision

Next week they will focus on:

Year 7	Year 8	Year 9	Year 10	Year 11
Careers Future U surveys / independent learning	Organising your study time	Trustworthy websites	Forced marriage and the freedom app	Personalised mock revision
Review & reflect	Review & reflect	Review & reflect	Review & reflect	

Year 10 Work Experience commences Monday 22nd June 2026

Year 10 have begun talking about Work Experience with their tutors this week and whilst it may seem a long time away, it's important that students start looking now as places can be highly sought after. You can support your child by considering contacts you may have in various places of work, and if you can help them arrange a placement with somewhere you are already familiar with. You may even think your own place of work may provide a good placement. Below is a link to help you learn more about steps you can take to support your child.

<https://www.theparentsguideto.co.uk/post/how-to-help-your-teen-find-work-experience>

This year the school will be using the CONNECT app to help students organise their Work Experience. The app will enable students and us to review, update and manage work placements. Pre-placements steps for using the App are below. It is important that students start looking now for their placement and with your help, ensure they have a placement secured in good time.

Mrs Bielby, Head of Personal Development



Pre-Placement

1 App Download & Parental/Guardian Consent

The student will be invited to access the Online portal or Student App. The school may ask for consent for the student to take part in the Work Experience programme please complete this in a timely manner. Your son/daughter will receive an email directly to their student email account with the two simple steps to download the App.

2 Activating the App

Students will input their industry preferences to inform their teachers about their career interests. Students can access *skills builder* to enhance their skill set.

3 Inputting the Placement Details

The student will log in and set up their app/portal. They will click on "Submit a new placement" and follow the steps, including correct dates and employer contact details.

4 Placement Verification

The teacher will verify the student's placement, checking dates and contact details. If denied, the student will receive a notification with details to update and issues and upload the opportunity.



Expectations Reminder: Attendance and Punctuality

Regular attendance is essential to maximise the educational opportunities. Irregular attendance disrupts continuity of learning, undermines educational progress and leads to underachievement and low attainment. The academy is unable to authorise absences except in exceptional circumstances.

The minimum acceptable level of attendance is 96%, but students are expected to achieve better attendance than 96%. Any student with more than 10% absence falls in the Department for Education's 'Persistent Absence' (PA) category, and information regarding PA students or students who are 'at risk' of becoming PA is generated each term and sent to the DfE, and may lead the issue of a Fixed Penalty Notice. Where possible, medical appointments should be arranged out of school time and where that is not possible you should take steps to minimise the amount of school time missed.

Students are expected to be on time every morning at 8.45am so they are on time and in line up at 8.50am, and on time for every lesson during the day. Students can arrive from 8.20am, when they can have a FREE breakfast or go to Oracle (our amazing library).

If they arrive late to the academy they will need to report to the attendance office to sign in. They will show as being late on their ClassChart attendance and this will be sanctioned with a same day after school detention. If there is a genuine reason for lateness, please call the attendance office to inform us.

Parents/carers must ensure your child attends on time each day. If attendance is not possible due to illness, or if there is a genuine reason for lateness, contact the academy (on 01282 863970 option 1) before school on the first day of absence to give a reason and, where an absence continues, keep the academy informed.

Uniform Reminder


As the weather starts to get much colder at this time of year, a reminder about ensuring your child has an appropriate coat for the weather and that this is labelled with their name. Coats should only be worn outside and students need to remove them when coming into the building. Our uniform does include a school jumper which can be worn underneath their blazer, and students wearing skirts should be in black tights not ankle socks during the winter months. If you need support with these and any other uniform items, please get in contact with your child's Head of Year or Pastoral Support Assistant, or students can see them directly in school.

Routines Reminder: Start and End of lessons

We have a series of set routines which we all follow to help keep the academy safe and to make sure we focus on our learning and progress. These are shared regularly with students and displayed around school. This week linked to the Primet value of Progressing, we're reminding ourselves about the right way to start and end lessons so that no learning time is lost.

Colne Primet Academy


Start of lesson routine



- Enter the classroom sensibly and quietly
- Greet your teacher at the door
- Put your equipment on the desk immediately
- Complete the 'do now' task
- Answer the register

Colne Primet Academy

End of lesson routine



- Pack away when directed by your teacher
- Stand behind your chair when asked
- Wait in silence to be dismissed
- Move onto the corridors using the calm corridor routine

Extra-curricular timetables



PE Extra-Curricular Sport (Autumn Term 1 2025)



DAY	TIME	ACTIVITY	ROOM	STAFF
Monday	Lunchtime	Year 7 Football / Benchball	Sports Hall	LHM/CJO
	After School	Football trials (year 7 & 8) Netball (year 7 & 8)	All weather pitch	LHM/CJO
Tuesday	Lunchtime	Year 8 Football / Benchball	Sports Hall	KDO/LHM
	After School	Football (years 9-11) Netball (years 9-11)	Field Netball	LHM/CJO EDR/KDO
Wednesday	Lunchtime	Year 9 Football / Benchball	Sports Hall	EDR / CJO
	After School	Boys' Basketball all years Girls' football – all years Girls' rugby – all years	Sports Hall	CJO/LHM EDR KDO
Thursday	Lunchtime	Year 10 Football / Benchball	Sports Hall	LHM/EDR
	After School	STAFF MEETINGS	STAFF MEETINGS	STAFF MEETINGS
Friday	Lunchtime	Year 11 Benchball	Sports Hall	KDO/CJO
	After School	Badminton all years	Sports Hall	CTH

Extra-Curricular Timetable – Autumn 1 (2025)

	Monday	Tuesday	Wednesday	Thursday	Friday
Lunchtime				Maths Club and homework help 12.20 -1pm (T12)	
After-school 3.20pm	<p>Reading, Homework, AR Quizzing, Exchanging books, Chess 3.20 -4.15pm Ms Dawson Lib1 (Oracle)</p> <p>Board Games Club 3.20 - 4.15pm Ms Dawson Lib1 (Oracle)</p> <p>Year 7 Science Club 3.20- 4.15pm Miss Flegg (M11 Science)</p> <p>Student Support* 3.20 - 4.15pm Casey S T (Cabin, Quad)</p> <p>Performance Club 3.20-4.15 Mr Husband and Miss Smalley (F13, HALL)</p> <p>*This is tailored to the students' needs and interests.</p>	<p>Reading, Homework, AR Quizzing, Exchanging books, Chess 3.20 -4.15pm Ms Dawson Lib1 (Oracle)</p> <p>Performance Club 3.20-4.15 Mr Husband and Miss Smalley (F13, HALL)</p>	<p>Reading, Homework, AR Quizzing, Exchanging books, Chess 3.20 -4.15pm Ms Dawson Lib1 (Oracle)</p> <p>Music Club 3.20 – 4.20pm Mr Husband (Music)</p> <p>Maths Club and homework help 3.20-4pm (T12)</p>	<p>Student Support* 3.20 - 4.15pm Casey S T (Cabin, Quad)</p> <p>Reading, Homework, AR Quizzing, Exchanging books, Chess 3.20 -4.15pm Ms Dawson Lib1 (Oracle)</p> <p>Free Film Screenings 3.20 - 4.15pm Ms Dawson Lib1 (Oracle) See posters for details of dates and times</p>	<p>Reading, Homework, AR Quizzing, Exchanging books, Chess 3.20 -4.15pm Ms Dawson Lib1 (Oracle)</p> <p>Board Games Club 3.20 - 4.15pm Ms Dawson Lib1 (Oracle)</p>

Firework Code



Always supervise young children

Light sparklers one at a time

Keep pets indoors

Keep them in a closed box

Follow all instructions carefully

Stand well back

DO's &

Don'ts

Never return to a lit firework

Don't give sparklers to under 5's

Don't set fireworks off after 11pm

Never put them in your pocket

Never throw them

For more information visit:
www.lancfirerescue.org.uk/bonfires-and-fireworks.aspx



Fireworks, The Law and You



Fireworks can only be purchased from registered sellers for private use between:

15th October - 10th November
26th December - 31st December
3 days before Diwali or Chinese New Year

It is illegal to sell fireworks or sparklers to anyone under 18

It is illegal for anyone under 18 to possess fireworks in public

If you are caught with fireworks in public you could be given an on the spot fine of £80

It is an offence to set off fireworks between 11pm and 7am

It is also an offence to obstruct emergency workers

If you are caught committing any of these offences you could be given an on the spot fine or be taken to court where you can be given a heavier fine or prison sentence.

THINK ABOUT IT.



I THOUGHT IT WOULD BE FUNNY TO THROW FIREWORKS



Lancashire Fire and Rescue Service

@LancashireFRS

www.lancfirerescue.org.uk

making Lancashire safer



Polo shirt from girlfriend £60
Sweatband, model's own £10
Headphones from Mum & Dad £90
Life-long scars from messing around with Roman Candle £7.99

FIREWORKS BE SAFE NOT SORRY
ALWAYS FOLLOW THE CODE

18+ IT'S AGAINST THE LAW TO POSSESS FIREWORKS IN PUBLIC IF YOU'RE UNDER 18

Find out more at www.direct.gov.uk/fireworks

Printed in the UK on recycled paper containing a minimum of 75% post consumer waste. Department for Business, Innovation & Skills. © 2011. All rights reserved. This publication is available free of charge to anyone who requests it. ISBN 978-0-11-000000-0

BIS Department for Business Innovation & Skills

What Parents & Educators Need to Know about MEMES

WHAT ARE THE RISKS?

Memes may look like simple jokes, but, for many teenagers, they form a shared cultural language. Quickly created and reworked, they spread across social media platforms as images with text or short videos. Nearly eight in ten teenagers share memes (79%, YPulse), making them part of daily life. While memes encourage creativity and participation, they can also spread misinformation or reinforce harmful stereotypes.

SPREADING MISINFORMATION

While memes help to communicate complex topics, they can also spread misinformation. Memes may sometimes include content presenting false facts or biased viewpoints, especially around health, politics, or current events and, as they're designed to be shared quickly, young people may not question their accuracy.

EXPOSURE TO INAPPROPRIATE CONTENT

Memes are widely circulated, and not always age-appropriate, meaning young people may encounter explicit language, sexual content, or graphic imagery, even without searching for it. As memes spread fast on platforms like Instagram, TikTok, or WhatsApp, it's nearly impossible to filter them completely.

MASKED MESSAGES

Some memes are designed to be confusing or layered with hidden meanings, making them hard for parents, and, sometimes, other young people to understand. Online groups often create these memes to look like inside jokes, but they can sometimes conceal offensive, harmful, or misleading content.

HIDDEN HARMS & LOSING SENSITIVITY

When serious topics like violence, racism, or mental health are turned into jokes, children and young people may become less sensitive to these issues over time. While a funny meme may seem light-hearted, it can carry messages that belittle certain groups, encourage risky behaviour, or mock personal struggles. Repeated exposure through memes can make harmful behaviour seem normal or less important. Over time, this can blur their understanding of what is funny versus what is discriminatory, harmful, or damaging to themselves and others.

PERMANENT DIGITAL FOOTPRINT

Unlike spoken jokes, memes leave a trail. Created or shared memes can resurface later and be misunderstood, even if intended as harmless. Once online, memes may be copied, saved, or spread beyond a young person's control - digital actions can follow them into their future, shaping how they are perceived by peers, teachers, or even employers long after the original meme has been shared.

Advice for Parents & Educators

ENCOURAGE OPEN CONVERSATIONS

Talk regularly with young people and try to understand their online world - discuss what they find funny about the memes, and why. By listening without judgement, you build trust, making it easier for them to come to you if they see something harmful. Open conversations also help children and teens think critically about the messages behind memes rather than simply accepting them at face value.

MODEL HEALTHY BOUNDARIES

Show children and teens positive online behaviours, such as taking breaks from screens, avoiding late-night scrolling, and engaging in offline activities. Setting clear routines around screen time at home can help to reinforce healthy boundaries and reduce the risks of overuse. By modelling balanced technology use, adults can help children and young people see that digital entertainment, including memes, should be just one part of life.

TEACH DIGITAL LITERACY

Help children and young people learn to question where information comes from and whether it's reliable - developing media literacy skills prepares young people to understand and navigate through their future online lives. Show them how memes can sometimes exaggerate or misrepresent facts for laughs, and encourage them to check credible sources when memes claim to present truth.

FOSTER EMPATHY ONLINE

Remind children and young people that memes should never come at someone else's expense. Encourage them to think about how a meme might make another person feel before sharing or creating it. Highlight examples of positive memes that celebrate creativity without hurting others. Fostering empathy, respect, and kindness in digital spaces will help them become more aware of promoting a safer, more supportive online culture.

Meet Our Expert

Dr Cristina Moreno-Almeida is a Senior Lecturer in Digital Culture at Queen Mary University of London. She specialises in memes, online networks, and youth culture, examining how digital spaces shape identity and everyday life.

